

# LED 4" Gimbal Recessed Downlight

Project: \_\_\_\_\_ Location: \_\_\_\_\_ Type: \_\_\_\_\_

Model Number: \_\_\_\_\_ Qty: \_\_\_\_\_ Notes: \_\_\_\_\_ Date: \_\_\_\_\_



## GLI-GRD4

### LED 4" Gimbal Recessed Downlight

The GOLED Gimbal Flush Downlight series construction provides a versatile downlight that rotates and tilts to provide light and accent where required. Carefully engineered package minimizes installation labour. With quick install spring clips the installation is virtually reduced to a snap-in.

#### Features and Specifications

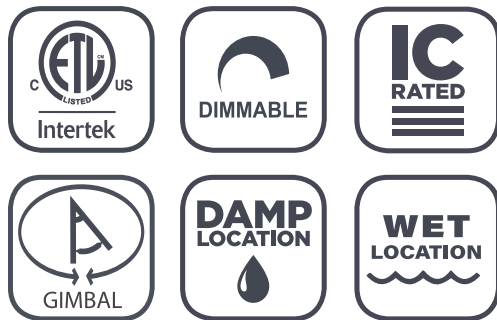
- 30° tilt and 360° rotation provides unparalleled freedom of movement
- Available with 5 field selectable CCTs (2700/3000/3500/4000/5000)
- Highly durable die-cast aluminum body provides effective cooling
- Spring mounting clips ensure a centered, gapless installation by securely snapping the product in place
- New construction rough in plates available
- No housing required
- Standard FT1 rated driver cable, FT4 and FT6 rated cable optional
- Input voltage: AC 120V 50/60 Hz, optional 120-347V 50/60 Hz
- Quick and simple installation process
- TRIAC/ELV Dimmable (10% to 100%), optional 0-10V dimming

#### Certifications

- cETLus Classified
- Wet location rated
- I.c. rated for direct contact with insulation

#### Warranty

- 5 years warranty
- Lifespan(LM70) of over 50 000 hours



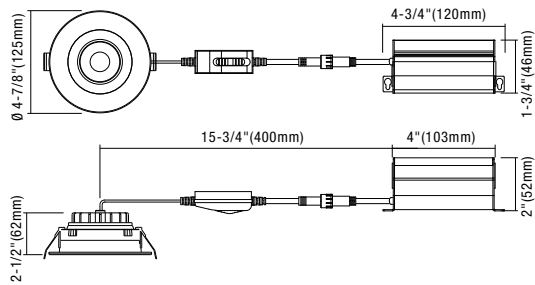
#### Overview

Light source	LED
Watts (W)	12W
Voltage	120V, 120-347V
Lumen output (LM)	1000LM
Efficiency (LM/W)	83LM/W
Color temperature (K)	2700/3000/3500/4000/5000
CRI	90CRI, 97CRI

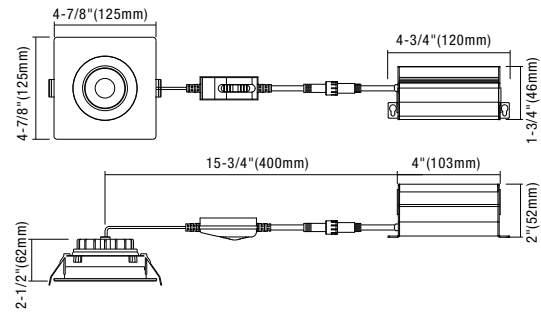
# LED 4" Gimbal Recessed Downlight

## DIMENSIONS

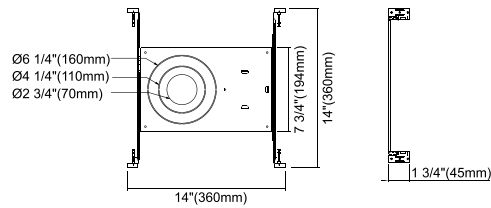
### 4" Round



### 4" Square



### Rough-in Frames



### UNV

Multi-size: 2.5", 4" and 6" new construction rough-in plate with collar for use with universal LED module

# LED 4" Gimbal Recessed Downlight

## SPECIFICATIONS

MODEL	WATTAGE	LUMENS	EFFICIENCY	CCT	CRI	RATED LIFETIME
GLI-GRD4-12-5SK	12W	1000LM	83LM/W	2700/3000/3500/4000/5000	90	50 000 hours

## ORDERING GUIDE

SERIES	POWER (W)	CCT	CRI	VOLTAGE	REFLECTOR/TRIM	COLOR
<b>GLI-GRD4</b>	<b>12</b> - 12 Watts	<b>5SK</b> - 5 CCT Selectable 2700/3000/3500/4000/5000	<b>90</b> - 90 CRI <b>97<sup>1</sup></b> - 97 CRI	<b>V1</b> - 120V <b>V2</b> - 120-347V	<b>RS</b> - Round Smooth Reflector <b>SS</b> - Square Smooth Reflector	<b>WH</b> - Matte White <b>BK</b> - Matte Black <b>BZ<sup>1</sup></b> - Bronze <b>BN<sup>1</sup></b> - Brushed Nickel

DIMMING	CABLE	ROUGH-IN FRAME	ACCESSORIES
<b>TR</b> - TRIAC compatible <b>LV</b> - 0-10V compatible	<b>FT1</b> - FT1 Luminaire cable <b>FT4<sup>1</sup></b> - FT4 Luminaire cable <b>FT6<sup>1</sup></b> - FT6 Luminaire cable	<b>UNV</b> - Universal Rough-In Frame	<b>F106</b> - 6' extension cable <b>F110</b> - 10' extension cable <b>F120</b> - 20' extension cable

### NOTES

**(1)**Subject to minimum order quantity