

Versatile Downlight B

Project: _____ Location: _____ Type: _____

Model Number: _____ Qty: _____ Notes: _____ Date: _____



GLI-VDLB

Versatile Downlight B

The GOLED Versatile Downlight B combines elegant aesthetics with practical functionality as a luminaire. Designed for swift and effortless installation, it not only reduces construction costs but also promotes energy efficiency while preserving the overall premium interior design. With its selectable wattage and CCT output feature, a single model can be seamlessly employed across the entire project. Moreover, the integrated wiring junction box within the light engine significantly reduces both installation expenses and time requirements.

Features and Specifications

- Aluminum housing acts as a heat sink, maximizing lifetime
- Spun aluminum reflector integrated with haze finish and white trim ring
- Remote driver
- Spring clips facilitate quick installation and ensure flush fit with ceiling
- Available in multiple dimensions: 4", 6", 8", and 10"
- Wattage select driver: 10/15/20W, 20/30/40W, 40/50/60W, 40/50/60W
- High efficiency output 90LM/W, 100LM/W
- 120V-277V driver
- 1-10V dimmable
- Fixed color options 2700K, 3000K, 3500K, 4000K, 5000K or 3 CCT selectable(3000K, 4000K, 5000K)
- 80CRI+
- High power factor rating: ≥ 0.9
- Environmentally friendly:
contains no mercury or other hazardous substances
- Emits no UV/IR light



Overview

Light source	LED
Watts (W)	20W, 40W, 60W
Voltage	120V-277V
Lumen output (LM)	1775LM, 3800LM, 5700LM
Efficiency (LM/W)	90LM/W, 100LM/W
Color temperature (K)	2700K, 3000K, 3500K, 4000K 5000K 3 CCT(3000K, 4000K, 5000K)
CRI	80CRI+

Certifications

- cETLus Classified
- Wet location listed

Warranty

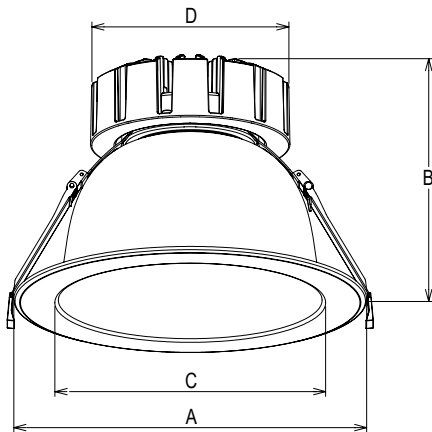
- 5 years warranty
- Lifespan of over 50 000 hours

Versatile Downlight B





Versatile Downlight B

DIMENSIONS



ACCESSORIES

ITEM	DESCRIPTION
	T-grid ceiling plate
	Joist ceiling plate

CODE	NOMINAL	A	B	C	D	CUTOUT
GLI-VDLB-4	4 inches	6"	5"	4"	3 1/2"	4 5/16" ~ 5 1/4"
GLI-VDLB-6	6 inches	8 1/4"	6 1/8"	6"	5 1/2"	6 5/16" ~ 7 1/2"
GLI-VDLB-8	8 inches	10 1/4"	7 1/8"	7 3/4"	6 1/2"	8 1/16" ~ 9 1/2"
GLI-VDLB-10	10 inches	11 1/2"	7 3/4"	8 5/8"	6 1/2"	8 7/8" ~ 10 5/8"

SPECIFICATIONS

CODE	DIAMETER	WATTAGE	LUMENS/WATT	LUMENS(4000K)	CCT	CRI	BEAM ANGLE
GLI-VDLB-4	4 inches	10/15/20W	90LM/W	900/1300/1775LM	3CCT select 2700K	80CRI	50°/70°
GLI-VDLB-6	6 inches	20/30/40W	100LM/W	2100/3000/3800LM	3000K	80CRI	50°/70°
GLI-VDLB-8	8 inches	40/50/60W	100LM/W	3900/4800/5700LM	3500K	80CRI	40°/60°
GLI-VDLB-10	10 inches	40/50/60W	100LM/W	3900/4800/5700LM	4000K	80CRI	40°/60°
					5000K	80CRI	40°/60°

*Lumens may vary up to 5% from published

ORDERING GUIDE

SERIES	DIAMETER/WATTAGE	BEAM ANGLE	CCT	ACCESSORIES
GLI-VDLB				APPEND REQUIRED CODES
	4 - 4in 20/15/10W	50 - 50°	27K - 2700K	TP - T-grid ceiling plate
	6 - 6in 40/30/20W	70 - 70°	30K - 3000K	JP - Joist ceiling plate
	8 - 8in 60/50/40W	40 - 40°	35K - 3500K	
	10 - 10in 60/50/40W	60 - 60°	40K - 4000K	
			50K - 5000K	
			3SK - 3000K/4000K/5000K	