

Wraparound Light

Project: _____ Location: _____ Type: _____

Model Number: _____ Qty: _____ Notes: _____ Date: _____



GLI-WLLJ

Wraparound Light

GOled WLLJ Wraparound Light is robustly built for indoor hallways, parkades, stairwells and service areas. The optional sensor offers dimming and shutdown based on occupancy, timing, and ambient light. This ensures excellent illumination and power savings without compromising safety.

Features and Specifications


- Rugged high efficiency linear light makes for a cost efficient utilitarian light
- 2ft and 4ft lengths available
- Available in 3000K, 3500K 4000K, 5000K and 3 selectable CCT
- Standard high output of 130LM/W
- Available for 120V-277V
- Surface or suspended installation
- Lights can be interconnected to create rows of lights with internal wiring
- Optional 0-10V dimming
- Optional occupancy and light sensor available

Certifications

- cETLus Listed
- IP20 water ingress rating
- DLC Premium

Warranty

- 5 years warranty
- Estimated lifespan of over 50 000 hours




Overview

Light source	LED
Watts (W)	18W, 36W
Voltage	120V-277V
Lumen output (LM)	2340LM, 4680LM
Efficiency (LM/W)	130LM/W
Color temperature (K)	3000K, 4000K, 3500K, 5000K, 3CCT
CRI	80CRI


Wraparound Light

DIMENSIONS

4 foot



2 foot



SPECIFICATIONS

CODE	LENGTH	WATTAGE	LUMENS	LUMENS/WATT	CCT	CRI	RATED LIFETIME
GLI-WLLJ-2-18	2 feet	18W	2340LM	130LM/W	3000K 3500K 4000K	80CRI	50 000 hours
GLI-WLLJ-4-36	4 feet	36W	4680LM	130LM/W	5000K 3SK	80CRI	50 000 hours

ORDERING GUIDE

SERIES	LENGTH	WATTAGE	CCT	CONTROL	SENSOR
GLI-WLLJ					
	2 - 2ft	18 - 18 Watts	30K - 3000K	NC - No control	NS - No sensor
	4 - 4ft	36 - 36 Watts	35K - 3500K 40K - 4000K 50K - 5000K 3SK - 3CCT select	DM - 0-10V	US - Daylight/occupancy sensor

MOUNTING

OPTIONS

	APPEND REQUIRED CODES
--	-----------------------

CS - Cable suspension

LN - linking brackets

SM - Surface