Linear High Bay

Project: _____ Location: _____ Type: _____

Model Number: _____ Qty: _____ Notes: _____ Date: _____



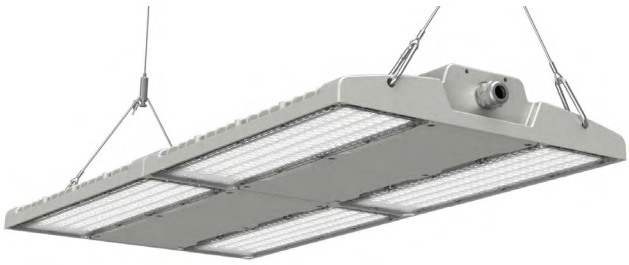



Overview

Light source	LED
Watts (W)	100W, 150W, 200W, 300W, 400W
Voltage	120V - 277V - 347V - 480V
Lumen output (lm)	14000LM to 56000LM
Efficiency (lm/w)	140LM/W
Color temperature K	3000K, 4000K, 5000K
CRI	80CRI

GLI-LHBB

Linear High Bay

GOled Linear High Bay luminaire provides pleasant, productivity enhancing light in a cost effective package. Designed to accommodate a variety of applications, the LHBB is ideal for industrial, commercial, manufacturing, gymnasium and other applications that utilize traditional linear fluorescent and HID high bays.

Features and Construction

- High output LEDs provide illumination comparable to natural light
- Premium LEDs and pioneering optics provide unsurpassed light distribution
- Available in 2 or 4 feet, with outputs raging from 100W to 400W
- Compact, lightweight design for ease of installation
- 0-10V dimming control
- No maintenance required
- Optional Bluetooth Mesh network connects up to 100 luminaries per wireless network, that can be programmed to follow a schedule or wireless occupancy sensors. Wireless wall switches are also available. Everything is achieved witlessly.
- Optional emergency backup for life safety applications
- Optional PIR or Microwave occupancy sensor for additional energy savings
- Optional anti glare UGR<25 lens upgrade available

Specifications

- Electronic drivers are available for 120V - 277V - 347V - 480V
- High efficiency 140LM/W
- 6kV line-line, 10kV line-ground surge protection
- Warm white powder coated finish
- Mounting options include cable suspension, fixed bracket and 60° adjustable bracket.
- Broad ambient temperature range, from -30°C to +50°C

Certifications

- cULus listed
- IP66 water ingress protection
- IK10 impact resistance
- 5 years warranty
- Rated lifetime 60 000 hours

GOLED LIGHTING

DIMENSIONS

100W and 150W Dimensions mm(inches)

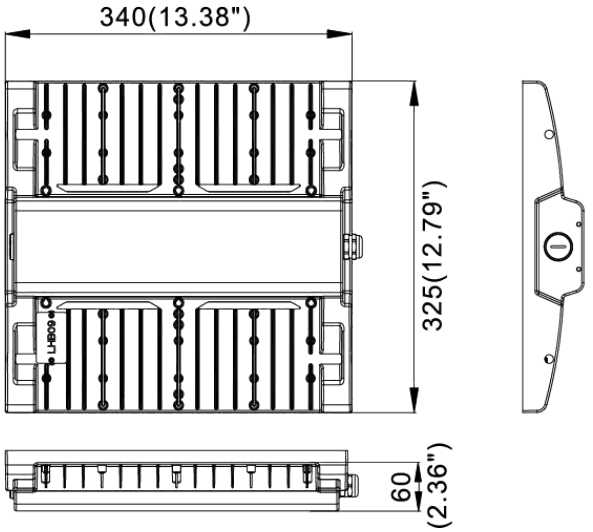

200W and 300W Dimensions mm(inches)

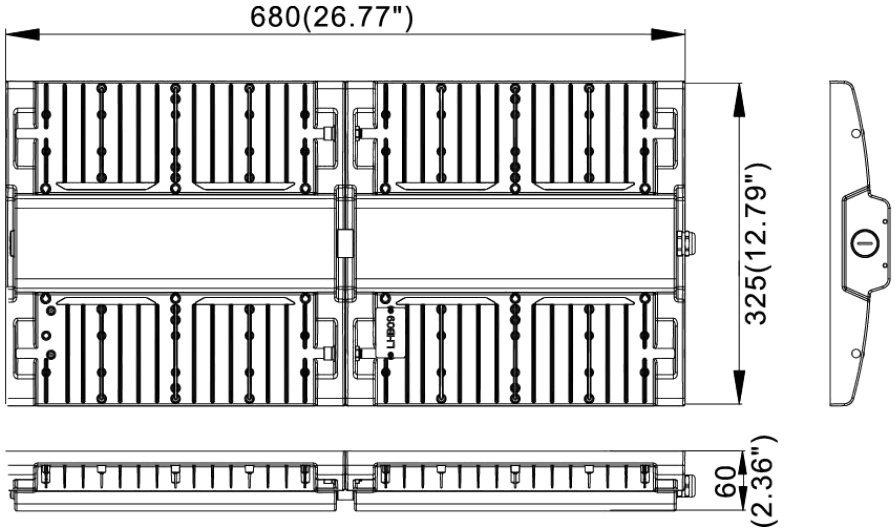

400W Dimensions mm(inches)

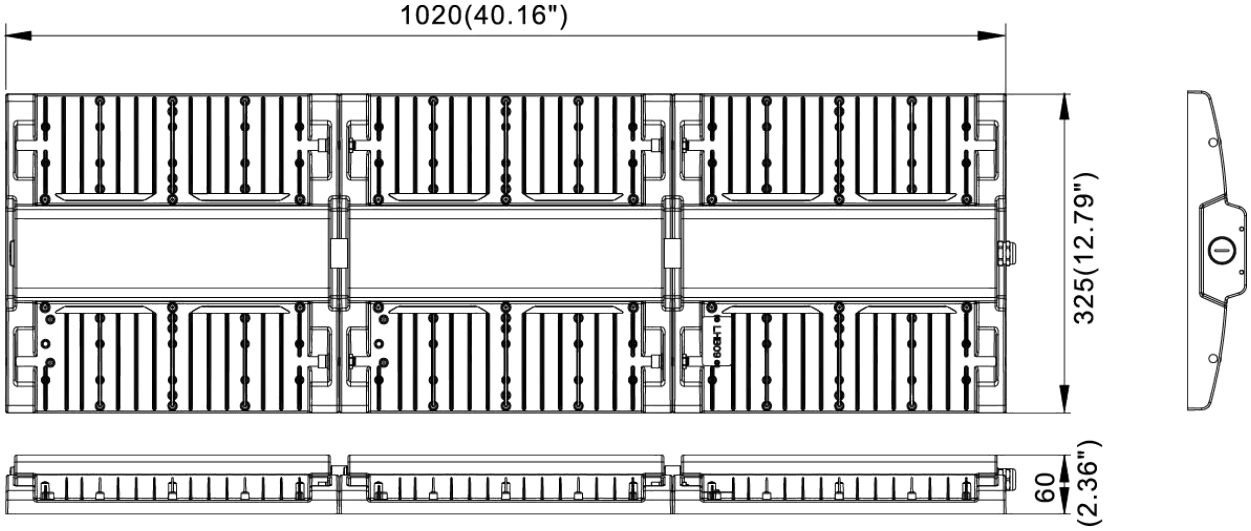

Accessories

Polycarbonate lens

- Enhanced protection
- Simplifies cleaning



UGR<20 lens

- Increased visual comfort
- Enhanced protection
- Simplifies cleaning



Battery back-up

- 8W battery per light module providing three hours of illumination
- Provides an additional layer of safety beside generators
- Zero delay turn-on



Emergency Backup Battery

100W / 150W

200W / 300W

400W







Linear High Bay

SPECIFICATIONS

MODEL	Wattage	LUMENS	OUTPUT	DIMENSIONS	CCT	CRI	Rated lifetime
GLI-LHBB-1-100	100W	14000LM	140LM/W	1' $1^{3/8}$"	5000K	80CRI	60 000 hours
GLI-LHBB-1-150	150W	21000LM	140LM/W	1' $1^{3/8}$"	5000K	80CRI	60 000 hours
GLI-LHBB-2-200	200W	28000LM	140LM/W	2' $2^{3/4}$"	5000K	80CRI	60 000 hours
GLI-LHBB-2-300	300W	42000LM	140LM/W	2' $2^{3/4}$"	5000K	80CRI	60 000 hours
GLI-LHBB-3-400	400W	56000LM	140LM/W	3' $4^{3/16}$"	5000K	80CRI	60 000 hours

ORDERING GUIDE

SERIES	SIZE	WATTAGE	VOLTAGE	CCT	CRI	LENS
GLI-LHBB						
	1 - 1' $1^{3/8}$"	**100** - 100W	**V1** - 120V-277V	**30K** - 3000K	**80C** - 80CRI	**L1** - Polycarbonate
		150 - 150W	**V2** - 277V-480V	**40K** - 4000K	**70C** - 70CRI	**L2** - UGR<25
	2 - 2' $2^{3/4}$"	**200** - 200W		**50K** - 5000K		
		300 - 300W				
	3 - 3' $4^{3/16}$"	**400** - 400W				

CONTROL	SENSOR	EMERGENCY	MOUNTING
NC - No control	**MS** - Motion sensor	**NB** - No battery	**CS** - Cable suspension
BM - Bluetooth mesh	**PS** - PIR sensor	**BB** - 8W battery	**FB** - Fixed bracket install kit
DM - 0-10V			**AB** - 60° adjustable bracket install kit
DL - DALI			

GOLED LIGHTING

Sensors

Function and Options

Occupancy control

Occupancy control offers three levels of the light control based on occupancy and stand-by settings: 100%--dimmed light (0, 10%,30%,50%)--off;and 2 periods of selectable waiting time: motion hold-time and stand-by time. Selectable daylight threshold and choice of detection area.



With sufficient natural light, thelight does not switch on when presence is detected.



With insufficient natural light, the sensor switches on the light automatically when presence is detected



After hold-time, the light dims to stand-by level if the surrounding natural light is below the daylight threshold



Light switches off automatically after the stand-by period elapses.

Ambient Control

When the ambient light level exceeds the setpoint, the lights will turn off even when the space is occupied. Once the light level exceeds this setting, the sensor will wait and monitor for 1 min in order to confirm the ambient light level increase is not temporary before the lights are turned off. When light level goes below the setpoint, the light will turn on even without motion detection after 1 minute.



The light switches on at 100% when there is movement detected.

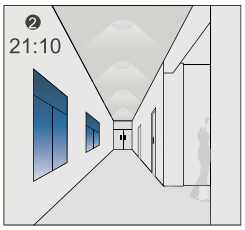

The light dims to stand-by level after the hold-time.

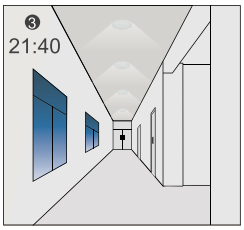

The light remains in dimming level at night.

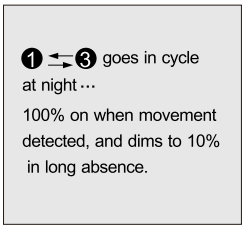

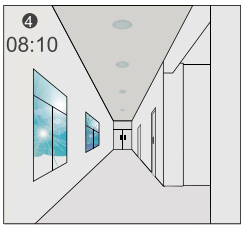

When the natural light level exceeds setpoint off to light,the light will turn off even if when the space is occupied.

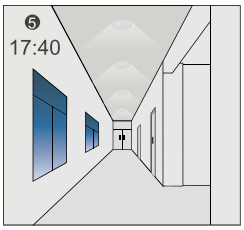

The light automatically turns on at 10% when natural light is insuffcient (no motion).

Sensors

Microwave Motion Sensor



CBS-SENSOR-002

Operating voltage	12V
Microwave frequency	5.8GHz
Transmitting power	<1mW
Mounting height	12m Max.
Detection speed	0.5~1.5m/s
Working temperature	-20°C~+45°C

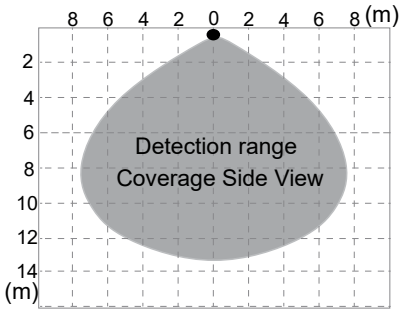

NOTE:

1. Make sure the sensor is not close to or blocked by high density material, such as metal, glass, concrete walls etc. The materials will reduce or block microwave and cause false trigger.
2. Make sure there are no fans or other vibrating objects in installation area. The movements will trigger sensor as well.

PIR Motion Sensor



CBS-SENSOR-003

Operating voltage	12V
Mounting height	Max 12m
Detection speed	0.5~1.5m/s
Working temperature	0°C~+40°C

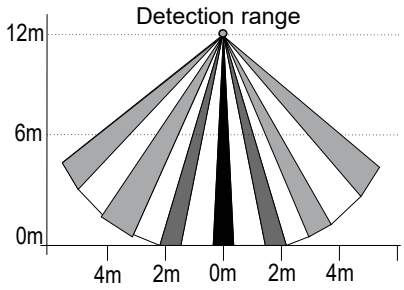

NOTE:

1. Make sure the sensor not be blocked by material, infrared radiation cannot pass through the shelter.
2. Make sure the temperature of worker's activity area is not higher than 32°C.

Difference description

Microwave and Infrared are well established detecting technologies in lighting controls. Both have advantages and disadvantages for industrial applications.

HF

Advantage

* sensitive to minor motion.
* sensitive to radial movement.
* can be reflected by objects hence covering big detection area
* resilient to heat sources, smoke and air conditioners

Disadvantage

* penetrates walls, can picks up motion outside of the office area;
* wave can propagate from outside of intended detection area
* can be triggered by ventilation fans, water pipes, elevators and vibrations

PIR

Advantage

* no penetration, confined detection area.
* sensitive to tangential movement.
* resilient to moving object which have no heat radiation.

Disadvantage

* can be falsely triggered by air conditioner, smoke and other heat sources.